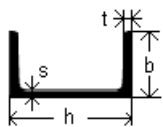


Formstahl S235JRG2

UNP DIN 1026

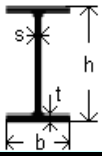
Bezeichnung	Abmessung (Höhe x Breite x Steg x Flansch)	kg/mtr.
UNP 80	80/ 45/ 6 / 8 mm	8,9
UNP 100	100/ 50/ 6 / 8,5 mm	10,9
UNP 120	120/ 55/ 7 / 9 mm	13,7
UNP 140	140/ 60/ 7 /10 mm	16,4
UNP 160	160/ 65/7,5/10 mm	19,3
UNP 180	180/ 70/ 8/ 11 mm	22,5
UNP 200	200/ 75/8,5/11 mm	26,0
UNP 220	220/ 80/ 9/ 12 mm	30,0
UNP 240	240/ 85/9,5/13 mm	34,0
UNP 260	260/ 90/ 10/14 mm	39,0
UNP 280	280/ 95/ 10/15 mm	43,0
UNP 300	300/100/10/16 mm	48,0



Formstahl S235JRG2

UNP DIN 1026

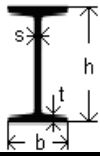
Bezeichnung	Abmessung (Höhe x Breite x Steg x Flansch)	kg/mtr.
UNP 320	320/100/14/17 mm	61,0
UNP 350	350/100/14/16 mm	62,0
UNP 380	380/102/13/16 mm	65,0
UNP 400	400/110/14/18 mm	74,0



Formstahl S235JRG2

IPE DIN 1025 B1.5

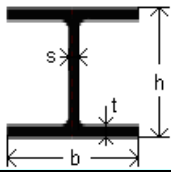
Bezeichnung	Abmessung (Höhe x Breite x Steg x Flansch)	kg/mtr.
IPE 80	80/46/3,8/5,2 mm	6,2
IPE 100	100/55/4,1/5,7 mm	8,3
IPE 120	120/64/4,4/6,3 mm	10,7
IPE 140	140/73/4,7/6,9 mm	13,2
IPE 160	160/82/5,0/7,4 mm	16,2
IPE 180	180/91/5,3/8,0 mm	19,3
IPE 200	200/100/5,6/8,5 mm	23,0
IPE 220	220/110/5,9/9,2 mm	26,9
IPE 240	240/120/6,2/9,8 mm	31,5
IPE 270	270/135/6,6/ 10 mm	37,0
IPE 300	300/150/7,1/ 10 mm	43,3
IPE 330	330/160/ 7,5/12 mm	50,4
IPE 360	360/170/ 8,0/13 mm	58,6
IPE 400	400/180/ 8,6/14 mm	68,0
IPE 450	450/190/ 9,4/15 mm	80,0
IPE 500	500/200/10,2/16 mm	93,0



Formstahl S235JRG2

INP DIN 1025 Bl.1

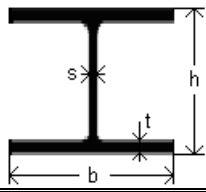
Bezeichnung	Abmessung (Höhe x Breite x Steg x Flansch)	kg/mtr.
INP 80	80/42/3,9/ 6 mm	6,1
INP 100	100/50/4,5/ 7 mm	8,5
INP 120	120/58/5,1/ 8 mm	11,5
INP 140	140/66/5,7/ 9 mm	14,7
INP 160	160/74/6,3/ 9 mm	18,5
INP 180	180/82/6,9/10 mm	22,5
INP 200	200/90/7,5/11 mm	27,0
INP 220	220/98/8,1/12 mm	32,0
INP 240	240/106/8,7/13 mm	37,0
INP 260	260/113/9,4/14 mm	43,0
INP 280	280/119/10/ 15 mm	49,0
INP 300	300/125/11/16 mm	56,0
INP 320	320/131/12/17 mm	63,0
INP 340	340/137/12/18 mm	70,0
INP 360	360/143/13/20 mm	78,0
INP 400	400/155/14/22 mm	95,0
INP 450	450/170/16/24 mm	118,0
INP 500	500/185/18/27 mm	145,0



Breitflanschträger S235JRG2

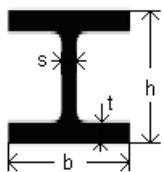
HEB (IPB) DIN 1025 Bl.2

Bezeichnung	Abmessung (Höhe x Breite x Steg x Flansch)	kg/mtr.
HEB 100	100/100/ 6/10 mm	20,9
HEB 120	120/120/6,5/11 mm	27,4
HEB 140	140/140/ 7/12 mm	34,5
HEB 160	160/160/ 8/13 mm	43,7
HEB 180	180/180/8,5/14 mm	52,5
HEB 200	200/200/ 9/15 mm	63,0
HEB 220	220/220/9,5/16 mm	73,0
HEB 240	240/240/10/17 mm	85,0
HEB 260	260/260/10/18 mm	95,0
HEB 280	280/280/11/18 mm	106,0
HEB 300	300/300/11/19 mm	120,0
HEB 320	320/300/11/18 mm	130,0
HEB 340	340/300/12/21 mm	137,0
HEB 360	360/300/12/23 mm	146,0
HEB 400	400/300/14/24 mm	159,0
HEB 450	450/300/14/26 mm	175,0
HEB 500	500/300/15/28 mm	192,0



Breitflanschträger S235JRG2 HEA (IPB-L) DIN 1025 Bl.3

Bezeichnung	Abmessung (Höhe x Breite x Steg x Flansch)	kg/mtr.
HEA 100	96/100/5/ 8 mm	17,1
HEA 120	114/120/5/ 8 mm	20,4
HEA 140	133/140/6/ 9 mm	25,3
HEA 160	152/160/6/ 9 mm	31,2
HEA 180	171/180/6/10 mm	36,4
HEA 200	190/200/7/10 mm	43,0
HEA 220	210/220/7/11 mm	52,0
HEA 240	230/240/8/12 mm	62,0
HEA 260	250/260/8/13 mm	70,0
HEA 280	270/280/8/13 mm	78,0
HEA 300	290/300/ 9/14 mm	90,0
HEA 320	310/300/ 9/16 mm	100,0
HEA 340	330/300/10/17 mm	108,0
HEA 360	350/300/10/18 mm	115,0
HEA 400	390/300/11/19 mm	128,0
HEA 450	440/300/12/21 mm	143,0
HEA 500	490/300/12/23 mm	159,0



Breitflanschträger S235JRG2 HEM (IPB-V) DIN 1025 B1.4

Bezeichnung	Abmessung (Höhe x Breite x Steg x Flansch)	<i>kg/mtr.</i>
HEM 100	120/106/12/20 mm	42,8
HEM 120	140/126/13/21 mm	53,4
HEM 140	160/146/13/22 mm	64,8
HEM 160	180/166/14/23 mm	78,1
HEM 180	200/186/15/24 mm	91,1
HEM 200	220/206/15/25 mm	106,0
HEM 220	240/226/16/26 mm	120,0
HEM 240	270/248/18/32 mm	161,0
HEM 260	290/268/18/33 mm	176,0
HEM 280	310/288/19/33 mm	194,0
HEM 300	340/310/21/39 mm	244,0
HEM 320	359/309/21/40 mm	251,0
HEM 340	377/309/21/40 mm	254,0
HEM 360	395/308/21/40 mm	256,0
HEM 400	432/307/21/40 mm	262,0
HEM 450	478/307/21/40 mm	270,0
HEM 500	524/306/21/40 mm	277,0