



Lochbleche 1


Stahl blank – Stahl verzinkt -




Rv 1,5 – 2,5




Rv 2 – 3,5




Rv 3 – 4




Rv 3 – 6




Rv 3,5 – 6




Rv 4 – 5



Rv 4 – 8




Rv 5 – 8




Rv 6 – 8

Lochbleche 2


Stahl blank – Stahl verzinkt




Rv 6-9




Rv 8-10




Rv 8-11




Rv 8-12




Rv 8-16




Rv 10-14



Rv 10-15




Rv 10-18




Rv 12-16

Lochbleche 3


Stahl blank – Stahl verzinkt




Rv 15 – 21




Rv 20 – 28




Rg 4,5 – 15




Eurolochung




Qg 4 – 7




Qg 5 – 8



Qg 10 – 12




Qg 10 – 15




Qg 15 – 20

Lochbleche 4


Stahl blank – Stahl verzinkt




Lv 2 – 20



Lv 3 – 20



Lv 5 – 20



Nr. 152

Auf Anfrage:
Einfassprofile für Lochbleche